

Pressure Gauge Cocks

DIN 16262

G 1/2 B

Process Connection

Connection thread G 1/2 B (1/2" BSP)

Instrument Connection

Clamping sleeve G 1/2 (1/2" BSP)

Nominal Pressure

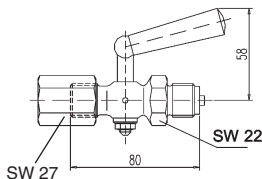
PN 16

Handle

Plastic

Material

- Brass
(Clamping sleeve alloy steel phosphatized)
Ordering number: Z – 01 10 01
- Alloy steel
Ordering number: Z – 01 20 01
- Stainless steel 316 Ti (1.4571)
Ordering number: Z – 01 30 01



Pressure Gauge Cocks

DIN 16263 with Test Connection

Test Flange 60 x 25 x 10 mm (2.36 x .98 x .39")

Process Connection

Connection thread G 1/2 B (1/2" BSP)

Instrument Connection

Clamping sleeve G 1/2 (1/2" BSP)

Nominal Pressure

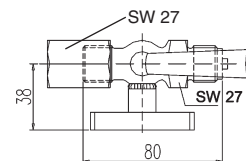
PN 16

Handle

Plastic

Material

- Brass
(Clamping sleeve and cover cap alloy steel phosphatized)
Ordering number: Z – 01 10 02
- Alloy steel
Ordering number: Z – 01 20 02
- Stainless steel 316 Ti (1.4571)
Ordering number: Z – 01 30 02



M 20 x 1.5

Process Connection

Connection thread M 20 x 1.5

Instrument Connection

Clamping sleeve M 20 x 1.5, SW 27

Nominal Pressure

PN 16

Handle

Plastic

Material

- Brass
(Clamping sleeve alloy steel phosphatized)
Ordering number: 01 10 11
- Alloy steel
Ordering number: 01 20 11
- Stainless steel 316 Ti (1.4571)
Ordering number: 01 30 11

Test Connection M 20 x 1.5

Process Connection

Connection thread G 1/2 B (1/2" BSP)

Instrument Connection

Clamping sleeve G 1/2 (1/2" BSP)

Nominal Pressure

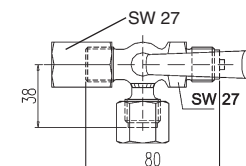
PN 16

Handle

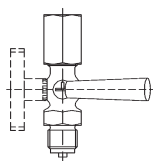
Plastic

Material

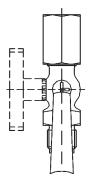
- Brass
(Clamping sleeve and cover cap alloy steel phosphatized)
Ordering number: Z – 01 10 03
- Alloy steel
Ordering number: Z – 01 20 03
- Stainless steel 316 Ti (1.4571)
Ordering number: Z – 01 30 03



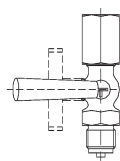
The operating positions are engraved on the plug of the cock:



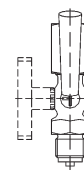
Vent ("Entlüften")



Operation ("Betrieb")



Blow-out ("Ausblasen")



Test ("Prüfen"; only cocks with test connection)

Applications

Fluid or gaseous media resp. steam at temperatures between -10 °C to +50 °C (14 °F to 122 °F);

For connecting to a pressure gauge with flat sealing ring EN 837-1 (DIN 16 258)

Special Configurations

- Pressure gauge cocks DIN 16263 with test connection M 20 x 1.5, process connection thread M 20 x 1.5, instrument connection clamping sleeve M 20 x 1.5 upon request
- Other special configurations upon request

The information in this leaflet is given in good faith, but we reserve the right to make changes without notice.

Subsidiary Company, Sales and Export East



ARMATURENBAU GmbH
Manometerstraße • D-46487 Wesel - Ginderich
Phone: +49 (0) 2803/9130-0 • Fax: +49 (0) 2803/1035
armaturenbau.com • mail@armaturenbau.com



MANOTHERM Beierfeld GmbH
Am Gewerbepark 9 • D-08340 Beierfeld
Phone: +49 (0) 3774/58-0 • Fax: +49 (0) 3774/58-545
manotherm.com • mail@manotherm.com

11100
06/06